

Maxim Door Hinge



Features

- The Maxim range of adjustable door hinges have been designed specifically for PVCu doors
- Provides enhanced door security, improved aesthetics, faster fabrication and 3D adjustment
- Hinges are supplied partly assembled in three separate parts to allow frame side and sash side components to be fitted separately saving valuable time in fabrication
- Hinges are handed left and right to assist with time saving but can be rehandled easily if necessary
- The design allows for easy on-site adjustment with no visual change when vertically adjusted
- Three body heights accommodate profiles with a step of 13.5mm - 25.5mm to alleviate the need for packers; with a separately sculptured edge packer for use with "Ovalo" profiles
- Designed with a lift off clearance requirement of 13mm making on-site installation easier; with disengagement of the anti lift off feature only being accessible with the door in the open position
- Designed to meet the requirements of PAS 24 security standards for doors
- The hinge offers four screw port fixes into the sash reinforcing chamber providing optimum security if the door came under attack



Maxim Door Hinge

Ordering Details

Maxim Door Hinge

Product	Part No.	
Version 1 (13.5mm - 17.5mm)		
Finish	Left Hand	Right Hand
Black	DNMXBK1L0001	DNMXBK1R0001
Brown	DNMXBN1L0001	DNMXBN1R0001
Light Brown	DNMXLB1L0001	DNMXLB1R0001
Polished Gold	DNMXDG1L0001	DNMXDG1R0001
Polished Chrome	DNMXDC1L0001	DNMXDC1R0001
White	DNMXWH1L0001	DNMXWH1R0001

Version 2 (17.5mm - 21.5mm)

Black	DNMXBK2L0001	DNMXBK2R0001
Brown	DNMXBN2L0001	DNMXBN2R0001
Light Brown	DNMXLB2L0001	DNMXLB2R0001
Polished Gold	DNMXDG2L0001	DNMXDG2R0001
Polished Chrome	DNMXDC2L0001	DNMXDC2R0001
White	DNMXWH2L0001	DNMXWH2R0001

Version 3 (21.5mm - 25.5mm)

Black	DNMXBK3L0001	DNMXBK3R0001
Brown	DNMXBN3L0001	DNMXBN3R0001
Light Brown	DNMXLB3L0001	DNMXLB3R0001
Polished Gold	DNMXDG3L0001	DNMXDG3R0001
Polished Chrome	DNMXDC3L0001	DNMXDC3R0001
White	DNMXWH3L0001	DNMXWH3R0001

Accessories	Part No.
Fixing Jig	DAJGMX0001

Technical Information

Corrosion resistance

Meets the requirements of BS EN 1670:2007 Grade 4 (240 hours)

Operation

Endurance tested in excess of 50,000 cycles

Max Weight Per Door

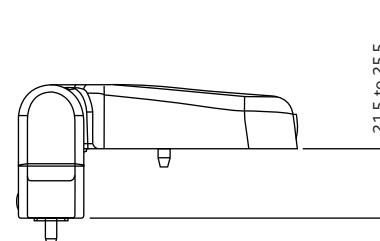
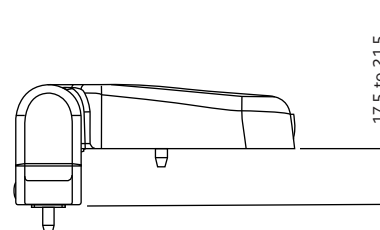
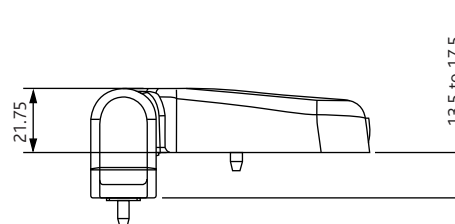
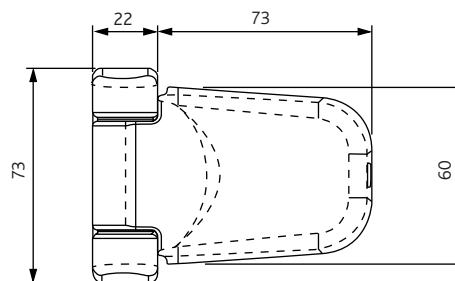
2 hinges - up to 80kgs
3 hinges - up to 100kgs

Adjustability

Lateral +5mm/-5mm, Height +4mm/-1mm, Compression +2mm/-2mm

Material Specification

Hinge Body, Flag & Cover:	Zinc alloy casting
Coatings:	Black Powder Paint RAL 9005 Brown Powder Paint RAL 8019 Light Brown Powder Paint White Powder Paint Hypca White Polished Gold and Chrome
Slider:	Zinc base and yellow passivated
Exposed Hinge Support Pins:	Stainless Steel



Not to scale.

All dimensions are in mm and are nominal.

ERA reserves the right to change specification without notice. It is the responsibility of the door manufacturer to ensure that the finished product meets any required safety and performance specification.

Packaging

Hinge

Individually packed, 24 hinges per box (Fixing screws not supplied)

Maintenance

All moving parts should be lightly lubricated using a light non-acidic mineral oil (e.g. "3 in 1") twice per year and the surface cleaned with a soft damp cloth. The product may need to be adjusted and fixings tightened to ensure a satisfactory operation.